



RamsgateRSL
MEMORIAL CLUB

ANNUAL REPORT 2023





Our Vision

Together We Create the Club our Community Chooses

Contents

Director's Report	1
Auditor's Independence Declaration	5
Statement Of Profit Or Loss And Other Comprehensive Income	6
Statement Of Financial Position	7
Statement Of Changes In Equity	8
Statement Of Cash Flows	9
Notes To The Financial Statements	10
Director's Declaration	32
Independent Auditor's Report	33
Work, Health & Safety Report	36
Care Program	37

CEO & President's Report



On behalf of the Board of Directors, it gives us great pleasure to present the Ramsgate RSL Memorial Club Group Annual Report for the period ending 31 December 2023.

Reflecting on the past twelve months, the Board of Directors and Senior Leadership Team have continued to work hard on strategic planning. The vision for Ramsgate RSL Group – together, we create the Club the community chooses – is a continuing focus of our planning.

Our group continues to experience growth within our core business which enables greater community engagement, and we continue to explore diversification opportunities. This continuing growth signifies our strengthening position in the community and across our 40,000 strong membership. We remain focused on our people and community, providing great facilities for all to enjoy.

Our strengthening business not only allows us to provide great facilities, but it also gives us the opportunity to foster community growth through sponsorships and funding initiatives. The Ramsgate Group are extremely proud to have provided over \$688,000 in much needed funding, donations,

and sponsorships throughout 2023. These endeavours help empower local organisations, nurture growth and spark positive change within our communities and is something we are very passionate about.

As part of our strategic vision, we are placing a renewed emphasis on group branding, aiming to strengthen the identity and cohesion between our various clubs and properties. Through cohesive branding initiatives we aim to enhance recognition, build loyalty, and foster a sense of unity across the Ramsgate RSL Group. The Group now consists of four clubs – Engadine RSL, Fingal Bay Sports, Club Heathcote and Ramsgate RSL, in addition to commercial and residential property. As a Group we will continue to look at good quality commercial property and amalgamations to strengthen our business as we move into the future.

At Fingal Bay Sports, we finalised a \$3 million renovation in November 2022 which has brought new life to the Club and allowed us to continue engagement with the local community via sponsorships and community initiatives. During 2023, Fingal Bay achieved a record number of memberships



(exceeding 5,500) and revenue for a 12-month period.

The Club Heathcote amalgamation was finalised in 2021 and a development application was submitted to Sutherland Shire Council in November 2022 for a \$5.5 million renovation to transform the Club for the local community. We finally received the go ahead in early 2024 and aim to have this complete by mid-September 2024.

Whilst Engadine RSL has not undergone a major rebuild at this stage, the restaurant Mike's Grill and Bar has been renovated and we look to update furniture throughout the Club in addition to an overhaul of back of house facilities. We are at the planning stages of the major rebuild of the Club and it is likely to take two years to progress the development application through council.

Ramsgate RSL also has big plans to build on our improvements to date. The installation of the synthetic green was completed in April 2023, and we are now planning for improved parking facilities to help support the ongoing popularity of our great Club.

The Group's financial position ending 2023, which includes all four club sites and other businesses, reflects the hard work and decision making of the Board and entire team over the last 12 months. The Group had a net accounting profit of \$2,709,520, EBITDA of \$6,276,942 and revenue of \$36,833,916 for the 2023 year.

A significant reason for our success continues to be our dining facilities, which include Zen Restaurant, The Kitchen by Mike's Grill at Ramsgate and Fingal Bay, and Mike's Grill and Bar Engadine. The quality and variety of food these operations deliver is exceptional and we thank you for your continued hard work.

As we move forward in 2024, it is important to recognise that the Club industry is evolving and changing and the political environment continues to show uncertainty towards clubs. We want you to know that our team fully embraces change and the challenges and rewards that it brings, as we know that it ensures a positive future for your Club Group.

We would like to thank the Board for their resolute support over the last 12 months. We would also like to thank our entire

team who continue to reach for higher standards of service and hospitality, and the management team who continue to inspire as leaders within our Clubs and community.

Most notably, we wish to thank our valued members and the communities we are supported by. Your loyalty continues to be noticed and greatly appreciated – thank you.

We look forward to the challenges and rewards that are ahead of us all.

David Moorcroft
Chief Executive Officer

Sallianne Faulkner
President

2022 - 2023 CLUBGRANTS

Name of Recipient	Purpose	Total Cash	Total In-Kind	Category
Bayside Women's Shelter	A1 - Family Support/Emergency or Low Cost Accommodation	CAT 1	\$4,500.00	\$0.00
Cancer Patients Foundation	C5 - Health Promotion Initiatives	CAT 1	\$6,000.00	\$0.00
Fair Fight Foundation	C5 - Health Promotion Initiatives	CAT 1	\$13,000.00	\$0.00
Fighting Chance Australia	A4 - Aged, Disability or Youth Services	CAT 1	\$15,000.00	\$0.00
Learning Links	C2 - Community Nursing/Therapy/ Mental Health Services	CAT 1	\$15,000.00	\$0.00
Marine Rescue NSW (Botany Port Hacking Unit)	A7 - Volunteer Emergency Services	CAT 1	\$8,000.00	\$0.00
Morris Children's Fund Incorporated	A4 - Aged, Disability or Youth Services	CAT 1	\$8,000.00	\$0.00
Police Citizens Youth Clubs NSW PTY Limited - St George	B1 - Neighbourhood Centre/Youth Drop in Activities	CAT 1	\$5,000.00	\$0.00
Project Youth	B3 - Community Education Programs	CAT 1	\$10,000.00	\$0.00
Ramsgate Life Saving Club	B3 - Community Education Programs	CAT 1	\$15,000.00	\$0.00
Ramsgate RSL Sub Branch	A5 - Veteran Welfare Services	CAT 1	\$12,052.50	\$0.00
Royal Life Saving NSW	B3 - Community Education Programs	CAT 1	\$4,320.00	\$0.00
St George and Sutherland Medical Research Foundation	C5 - Health Promotion Initiatives	CAT 1	\$10,000.00	\$0.00
St Vincent de Paul Society NSW	A1 - Family Support/Emergency or Low Cost Accommodation	CAT 1	\$5,000.00	\$0.00
Sydney Children's Hospitals Foundation	C1 - Early Childhood Health/Child and Family Services	CAT 1	\$5,000.00	\$0.00
The Kogarah Storehouse	A1 - Family Support/Emergency or Low Cost Accommodation	CAT 1	\$3,000.00	\$0.00
The Settlement Neighbourhood Centre	B1 - Neighbourhood Centre/Youth Drop in Activities	CAT 1	\$17,000.00	\$0.00
The Shepherd Centre	C1 - Early Childhood Health/Child and Family Services	CAT 1	\$5,752.00	\$0.00
Veterans Benevolent Fund	A5 - Veteran Welfare Services	CAT 1	\$10,000.00	\$0.00
Zonta Club of Botany Bay Inc	A1 - Family Support/Emergency or Low Cost Accommodation	CAT 1	\$6,000.00	\$0.00
Arncliffe Public School	E - Club Facilities	CAT 2	\$0.00	\$330.00
Autism Spectrum Australia	E - Club Facilities	CAT 2	\$0.00	\$220.00
Barrington Group Australia	E - Club Facilities	CAT 2	\$0.00	\$410.00
Beverly Park Golf Club Limited	A - Sport	CAT 2	\$7,500.00	\$0.00
Bridge Club	E - Club Facilities	CAT 2	\$0.00	\$8,670.00
Brighton Beach Volleyball	A - Sport	CAT 2	\$2,500.00	\$0.00
Brighton Seagulls Junior Rugby League Club Inc	A - Sport	CAT 2	\$3,000.00	\$1,830.00
Burraneer Womens Rugby Club Inc	A - Sport	CAT 2	\$6,000.00	\$690.00
Children's Medical Research Institute	F - Medical Research	CAT 2	\$1,110.00	\$0.00
Community Fitness Classes	E - Club Facilities	CAT 2	\$0.00	\$32,130.00
CPR Kids Pty Ltd	E - Club Facilities	CAT 2	\$0.00	\$1,350.00
Cronulla Sutherland Water Polo Club Incorporated	A - Sport	CAT 2	\$3,500.00	\$0.00
District 70 - Toastmasters International	E - Club Facilities	CAT 2	\$0.00	\$2,340.00
Exodus Youth Worx	E - Club Facilities	CAT 2	\$0.00	\$300.00
Family Fun Day	D - Community Activities	CAT 2	\$12,300.67	\$0.00
Girl Guides Australia	E - Club Facilities	CAT 2	\$0.00	\$250.00
Green Options	E - Club Facilities	CAT 2	\$77,757.14	\$0.00
Kogarah High School	E - Club Facilities	CAT 2	\$0.00	\$170.00
Koori Kids	B - Education	CAT 2	\$400.00	\$0.00
Ladies Social & Craft Club	E - Club Facilities	CAT 2	\$0.00	\$170.00

Name of Recipient	Purpose	Total Cash	Total In-Kind	Category
Learning Links	B - Education	CAT 2	\$6,095.00	\$0.00
Lions Club of Kogarah Inc	E - Club Facilities	CAT 2	\$0.00	\$1,020.00
Marine Rescue	E - Club Facilities	CAT 2	\$0.00	\$550.00
National Breast Cancer Foundation	C - Health	CAT 2	\$300.00	\$0.00
NSW Government Schools	B - Education	CAT 2	\$10,000.00	\$0.00
NSW Justices Association Inc	E - Club Facilities	CAT 2	\$0.00	\$170.00
Order of AHEPA Australasia	E - Club Facilities	CAT 2	\$0.00	\$5,490.00
OzHarvest Limited	G - Local Communities	CAT 2	\$1,400.00	\$0.00
PHN Central & Eastern Sydney	E - Club Facilities	CAT 2	\$0.00	\$205.00
Photography Community Group	E - Club Facilities	CAT 2	\$0.00	\$1,190.00
Probus Club of Rockdale Inc	E - Club Facilities	CAT 2	\$0.00	\$2,500.00
R U OK? Limited	C - Health	CAT 2	\$283.94	\$0.00
Ramsgate Life Saving Club	E - Club Facilities	CAT 2	\$0.00	\$300.00
Ramsgate Public School	E - Club Facilities	CAT 2	\$0.00	\$590.00
Ramsgate RSL Cricket Club	A - Sport	CAT 2	\$7,500.00	\$970.00
Ramsgate RSL Fishing Club	A - Sport	CAT 2	\$4,000.00	\$0.00
Ramsgate RSL Flyaway Bowlers & Golfers	A - Sport	CAT 2	\$1,200.00	\$0.00
Ramsgate RSL Football Club	A - Sport	CAT 2	\$35,500.00	\$1,665.00
Ramsgate RSL Junior AFL Club	A - Sport	CAT 2	\$25,000.00	\$2,630.00
Ramsgate RSL Mens Bowling Club	A - Sport	CAT 2	\$22,500.00	\$300.00
Ramsgate RSL Netball Club	A - Sport	CAT 2	\$25,000.00	\$3,180.00
Ramsgate RSL Snooker Club	A - Sport	CAT 2	\$700.00	\$250.00
Ramsgate RSL Social Golf Club	A - Sport	CAT 2	\$3,500.00	\$0.00
Ramsgate RSL Womens Bowling Club	A - Sport	CAT 2	\$7,500.00	\$2,855.00
Rockdale Rugby Football Club Inc	A - Sport	CAT 2	\$7,000.00	\$0.00
Rotary Club of Hurstville	D - Community Activities	CAT 2	\$300.00	\$0.00
RSL LifeCare	D - Community Activities	CAT 2	\$275.00	\$1,995.00
Sans Souci Sea Devils Swim Club	E - Club Facilities	CAT 2	\$0.00	\$1,150.00
Service Veterans	E - Club Facilities	CAT 2	\$0.00	\$4,950.00
Soldier On	C - Health	CAT 2	\$3,009.00	\$0.00
South Pacific Concert Band	E - Club Facilities	CAT 2	\$0.00	\$550.00
Southern Cross Cycle Club	A - Sport	CAT 2	\$7,000.00	\$170.00
Sporting Indigenous Round	D - Community Activities	CAT 2	\$8,996.64	\$0.00
St George & Sutherland Medical Research Foundation	F - Medical Research	CAT 2	\$123.43	\$0.00
St George Art Society	E - Club Facilities	CAT 2	\$0.00	\$4,165.00
St George City Football Club	E - Club Facilities	CAT 2	\$0.00	\$440.00
St George District Athletics Club	A - Sport	CAT 2	\$2,000.00	\$1,700.00
St George District Cricket Club Inc	A - Sport	CAT 2	\$5,000.00	\$0.00
St George Football Association	E - Club Facilities	CAT 2	\$0.00	\$1,930.00
St George Junior Dragontag Sports	A - Sport	CAT 2	\$5,000.00	\$1,055.00
St George Scuba Club	E - Club Facilities	CAT 2	\$0.00	\$2,170.00
Stoma Support Group	E - Club Facilities	CAT 2	\$0.00	\$850.00
Sydney Children's Hospitals Foundation	C - Health	CAT 2	\$1,520.00	\$0.00
Taren Point Touch Association	A - Sport	CAT 2	\$2,000.00	\$550.00
The Settlement Neighbourhood Centre	I - Cultural Activities	CAT 2	\$2,500.00	\$0.00
The When Bee Foundation Limited	B - Education	CAT 2	\$660.00	\$0.00
Wheels of Glory social Club Inc	E - Club Facilities	CAT 2	\$0.00	\$340.00
White Ribbon Australia	B - Education	CAT 2	\$1,020.00	\$0.00
Zone 13 Central & Southern Sydney Bowling Association Inc	E - Club Facilities	CAT 2	\$0.00	\$1,230.00

Director's Report

Your directors present their report on Ramsgate RSL Memorial Club Ltd (the company) for the financial year ended 31 December 2023.

Directors

The directors of the company at any time during or since the end of the financial year are as follows:

Name of Director	Position	Term	Qualifications, Experience & Responsibilities
Sallianne Faulkner	Director / President	Director 2012; 2014-Current President 2015-Current Club Life Member since 2020 Club Member since 2001	<ul style="list-style-type: none"> - Occupation - Self-Employed Engraver - General Manager Bayside Women's Shelter - Graduate of the Australian Institute of Company Directors - ClubsNSW Board Director - Club Keno Holdings Director - ClubBIZ Director - Sharks Aquatic Board Director - Netball NSW Director - Ramsgate RSL Cricket Club Patron - Ramsgate RSL Netball Club Patron - ClubsNSW Club Directors Institute Member
Harry Clegg	Director / Vice President	Director 2015-Current Vice President 2020-Current Club Member since 1983	<ul style="list-style-type: none"> - Occupation - Retired Licenced Electrician - Former Committee Member of Mens Golf Club - Former Committee Member of Flyaway Bowlers and Golfers Club - ClubsNSW Club Directors Institute Member - Responsible Service of Alcohol - Responsible Conduct of Gambling
Gaspare Sciberras	Director	Director 2015-Current Club Member since 2011	<ul style="list-style-type: none"> - Occupation - Retired Business General Manager/Accountant - Member of Certified Practicing Accountants Australia - Registered Tax Agent - ClubsNSW Club Directors Institute Member - Responsible Service of Alcohol - Responsible Conduct of Gambling
Greg Bird	Director	Director September 2022-Current Club Member since 2021 Club Engadine RSL Director 2021-2022 Club Engadine RSL Vice President 2022 Club Engadine RSL Member since 2018	<ul style="list-style-type: none"> - Occupation - Senior Business Development Manager 1998-Current - Diploma in Business Management - Diploma in the Graphic Arts Industry - Diploma in Leadership & Management - Life Member Engadine Dragons JRLFC - President Engadine Dragons JRLFC (6 years) 2005-2008 and 2017-2018 - Committee Member Engadine Dragons JRLFC 2001-Current - Bronze Medal Holder - Water Polo - World Masters Games 1994 - ClubsNSW Clubs Directors Institute Member - Responsible Service of Alcohol

Director's Report

Name of Director	Position	Term	Qualifications, Experience & Responsibilities
James Macdonald	Director	Director November 2022-Current Club Member since 2009	<ul style="list-style-type: none"> - Occupation - Company Director Telecommunications 2001-Current - Cert IV Training and Assessment - ClubsNSW Club Directors Institute Member - Former Bayside BEC (Business Enterprise Centre) Board Director 2022-2023 - Ramsgate Senior Citizens Patron 2012-Current - Former Bayside Independent Councillor, Deputy Mayor (2 years) 2017-2021 - Chairperson Bayside Sport and Recreational Committee 2017-2021 - Local Bayside Representation Committee 2016-2017 - Former Rockdale Independent Councillor, Deputy Mayor (2 years) 2008-2016 - Chairperson Rockdale Sport and Recreational Committee 2009-2016 - President Carss Park Football Club 2008-2009
Keith Wills	Director	Director 2014-Current Club Member since 2004	<ul style="list-style-type: none"> - Occupation - Retired Sales and Marketing Manager - MMOC Group Limited Director - ClubsNSW Southern Metro Secretary - ClubsNSW Club Directors Institute Member - Responsible Service of Alcohol - Responsible Conduct of Gambling
Ken Hughes	Director	Director 2014-Current Club Member since 1988	<ul style="list-style-type: none"> - Occupation - Retired Commander of the NSW Police Force - Bachelor of Education (Honours) Graduate - Graduate Certificate in Management - Graduate Diploma in Management - Ramsgate RSL AFL Patron - ClubsNSW Club Directors Institute Member - Responsible Service of Alcohol - Responsible Conduct of Gambling
Tanya Hill	Director	Director 2021-Current Club Member since 2020	<ul style="list-style-type: none"> - Occupation - Executive Manager, Barringtons - ClubsNSW Club Directors Institute Member - Diploma Business & Event Management - Diploma Leadership & Management - ACAMS Member - Responsible Service of Alcohol - Responsible Conduct of Gambling
Warren Singleton	Director	Director September 2022-Current Club Member since 2022 Club Engadine RSL Director 2013-2022 Club Engadine RSL Vice President 2020-2022 Club Engadine RSL Member since 1999	<ul style="list-style-type: none"> - Occupation - Retired Transport Industry - Royal Australian Navy 1973-1979 - Certificate III Transport and Logistics - Certificate IV Training and Assessment - Senior Vice President Engadine RSL Sub Branch - ClubsNSW Club Directors Institute Member - Responsible Service of Alcohol

Director's Report

Director meeting attendances

The number of Board meetings held and attended by each director were as follows:

Name of Director	Director Identification Number	Number of Board meetings held	Number of Board meetings attended
Sallianne Faulkner	036 96709 73938 67	11	10
Harry Clegg	036 58469 11534 31	11	10
Gaspere Sciberras	036 35524 22430 51	11	11
Greg Bird	036 05540 09534 54	11	9
James Macdonald	036 93621 08381 09	11	10
Keith Wills	036 07822 19309 61	11	11
Ken Hughes	036 56466 05652 63	11	8
Tanya Hill	036 00207 96590 02	11	10
Warren Singleton	036 65047 10751 19	11	11

Members' limited liability

In accordance with the Constitution of the company, every member of the company undertakes to contribute an amount limited to \$5.00 per member in the event of the winding up of the company during the time that he/she is a member or within one year thereafter. Based on the number of members at 31 December 2023, the total members' liability would be \$197,630.

Operating results

The profit of the company for the financial year after providing for income tax amounted to \$2,709,520.

Short-term objectives

The short-term objectives are to understand and deliver the needs of the members of the company and the community in a competitive marketplace.

Long-term objectives

The long-term objectives are to provide infrastructure to achieve the short-term objectives and to provide financial profitability and sustainability of the company.

Strategy for achieving the objectives

In order to achieve the short and long term objectives, the company will:

- respect the company's origins and practices;
- ensure legal compliance and appropriate governance including manage potential risk form legislative changes;
- improve revenue, profitability and membership numbers;
- provide members with improved facilities; and
- be an employer of choice.

Principal activities

The principal activities of the company during the course of the financial year consisted of the conduct and promotion of a licensed social club for its members. There have been no significant changes in the nature of these activities during the year.

Director's Report

Performance measurement

The company will continue to evaluate and assess the effectiveness of its commercial operation, assess and develop its financial performance, evaluate competition via environmental scanning and continue to make a valuable contribution to the community. In doing so, the company will seek to secure its financial viability.

Indemnification and insurance of directors and officers

During or since the financial year, the company has paid premiums in respect of a contract insuring all the directors of the club against legal costs incurred in defending proceedings for conduct involving:

- (a) a wilful breach of duty; or
- (b) a contravention of sections 182 or 183 of the Corporations Act 2001, as permitted by section 199B of the Corporations Act 2001.

Indemnification of auditors

To the extent permitted by law, the company has agreed to indemnify its auditors, Maher Group Assurance Pty Limited, as part of the terms of its audit engagement agreement against claims by third parties arising from the audit (for an unspecified amount). No payment has been made to indemnify Maher Group Assurance Pty Limited during or since the financial year.

Auditor's independence declaration

A copy of the auditor's independence declaration as required under section 307C of the Corporations Act 2001 is set out on page 5.

Signed in accordance with a resolution of the Board of Directors:

Director: 
Sallianne Robyn Faulkner

Dated this 1st day of March 2024

Auditor's Independence Declaration



(02) 8522 4500
info@mahergroup.com.au
Suite 6, 1 Box Road,
Caringbah NSW 2229
mahergroup.com.au

AUDITOR'S INDEPENDENCE DECLARATION UNDER SECTION 307C OF THE CORPORATIONS ACT 2001 TO THE DIRECTORS OF RAMSGATE RSL MEMORIAL CLUB LTD

I declare that, to the best of my knowledge and belief, during the year ended 31 December 2023 there have been:

- (i) no contraventions of the auditor independence requirements of the Corporations Act 2001 in relation to the audit; and
- (ii) no contraventions of any applicable code of professional conduct in relation to the audit.

Maher Group Assurance Pty Limited

A handwritten signature in blue ink, appearing to read 'J. Maher', written over a horizontal line.

Jason Maher

Taren Point

Dated this 1st day of March 2024

| Accounting & Tax

| Audit

| Financial Advice

| Finance Broking

| Business Advisory

Liability limited by a scheme approved under Professional Standards Legislation

Statement Of Profit Or Loss & Other Comprehensive Income

	Note	2023 \$	2022 \$
Revenue	2	36,765,323	32,888,737
Other income	2	68,593	-
		<u>36,833,916</u>	<u>32,888,737</u>
Cost of sales and consumables	3	(2,868,192)	(2,116,522)
Advertising, entertainment, marketing, promotion expenses		(3,215,174)	(2,435,155)
Employee benefits expenses		(11,152,094)	(8,180,522)
Impairment of investment property		-	(283,302)
Gaming compliance and overheads		(7,445,747)	(7,126,922)
Property, insurance and occupancy expenses		(2,974,781)	(2,389,921)
Other expenses		(2,900,986)	(3,001,627)
Profit before interest, tax, depreciation and amortisation		<u>6,276,942</u>	<u>7,354,766</u>
Depreciation and amortisation expenses	3	(3,925,753)	(3,229,528)
Profit from operating activities		<u>2,351,189</u>	<u>4,125,238</u>
Finance income	2	470,451	60,731
Finance costs	3	(112,120)	(126,467)
Net finance income		<u>358,331</u>	<u>(65,736)</u>
Profit before income tax		<u>2,709,520</u>	<u>4,059,502</u>
Income tax expense	4	-	-
Profit for the year		<u>2,709,520</u>	<u>4,059,502</u>
Other comprehensive income after tax			
Gain on amalgamation		-	23,894,340
Total comprehensive income for the year		<u><u>2,709,520</u></u>	<u><u>27,953,842</u></u>

The accompanying notes form part of these financial statements.

Statement Of Financial Position

	Note	2023 \$	2022 \$
CURRENT ASSETS			
Cash and cash equivalents	5	14,985,405	13,992,133
Trade and other receivables	6	183,111	90,582
Inventories	7	227,553	247,530
Other current assets	8	251,028	268,145
TOTAL CURRENT ASSETS		15,647,097	14,598,390
NON-CURRENT ASSETS			
Financial assets	9	150,000	150,000
Property, plant and equipment	10	50,354,165	50,807,062
Investment property	11	5,645,817	5,645,817
Intangible assets	12	4,357,186	3,525,186
Right-of-use assets	15	410,000	491,263
TOTAL NON-CURRENT ASSETS		60,917,168	60,619,328
TOTAL ASSETS		76,564,265	75,217,718
CURRENT LIABILITIES			
Trade and other payables	13	2,222,846	2,398,716
Financial liabilities	14	200,004	200,004
Lease liabilities	15	144,806	125,909
Employee benefits	16	1,168,186	1,093,823
Provisions	17	229,076	173,148
Tax liabilities	4	(6,774)	(14,413)
Other current liabilities	19	290,337	238,411
TOTAL CURRENT LIABILITIES		4,248,481	4,215,598
NON-CURRENT LIABILITIES			
Financial liabilities	14	733,322	2,133,326
Lease liabilities	15	545,536	675,657
Employee benefits	16	113,261	23,926
Other non-current liabilities	19	109,908	64,974
TOTAL NON-CURRENT LIABILITIES		1,502,027	2,897,883
TOTAL LIABILITIES		5,750,508	7,113,481
NET ASSETS		70,813,757	68,104,237
MEMBERS' EQUITY			
Reserves	20	37,291,949	37,291,949
Retained earnings	21	33,521,808	30,812,288
TOTAL MEMBERS' EQUITY		70,813,757	68,104,237

The accompanying notes form part of these financial statements.

Statement Of Changes in Equity

	Retained Earnings	Amalgamatio n Reserve	Total
Note	\$	\$	\$
Balance at 1 January 2022	26,752,786	13,397,609	40,150,395
Gain on amalgamation	-	23,894,340	23,894,340
Profit (Loss) attributable to members	4,059,502	-	4,059,502
Balance at 31 December 2022	<u>30,812,288</u>	<u>37,291,949</u>	<u>68,104,237</u>
Profit (Loss) attributable to members	2,709,520	-	2,709,520
Balance at 31 December 2023	<u><u>33,521,808</u></u>	<u><u>37,291,949</u></u>	<u><u>70,813,757</u></u>

The accompanying notes form part of these financial statements.

Page 8

Statement of Cash Flows

	2023	2022
	\$	\$
CASH FLOWS FROM OPERATING ACTIVITIES		
Receipts from customers and other	36,752,710	32,809,500
Payments to suppliers and employees	(30,371,625)	(25,206,787)
Interest received	390,535	48,153
Finance costs paid	(73,417)	(82,512)
Net cash provided by operating activities	29 6,698,203	7,568,354
CASH FLOWS FROM INVESTING ACTIVITIES		
Proceeds from sale of property, plant and equipment	180,015	201,571
Proceeds from amalgamation	-	1,803,536
Payments for property, plant and equipment	(3,481,778)	(5,569,381)
Payments for investment property	-	(5,188,302)
Payments for investments	-	(50,000)
Payments for intangibles	(832,000)	(284,182)
Net cash used in investing activities	(4,133,763)	(9,086,758)
CASH FLOWS FROM FINANCING ACTIVITIES		
Proceeds from repayment of loans issued	-	36,274
Proceeds from borrowings	-	3,500,000
Repayment of borrowings	(1,400,004)	(2,873,506)
Repayment of lease liabilities	(171,164)	(159,545)
Net cash provided by (used in) financing activities	(1,571,168)	503,223
Net increase (decrease) in cash held	993,272	(1,015,181)
Cash at beginning of financial year	13,992,133	15,007,314
Cash at end of financial year	29 14,985,405	13,992,133

The accompanying notes form part of these financial statements.

Notes To The Financial Statements

1 Summary of Significant Accounting Policies

The financial statements cover Ramsgate RSL Memorial Club Ltd (the company) as an individual entity. Ramsgate RSL Memorial Club Ltd is a company limited by guarantee, incorporated and domiciled in Australia.

Basis of Preparation

The financial statements are general purpose financial statements that have been prepared in accordance with Australian Accounting Standards - Simplified Disclosures issued by the Australian Accounting Standards Board (AASB) and the Corporations Act 2001. The company is a not-for-profit entity for financial reporting purposes under Australian Accounting Standards.

The financial statements, except for the cash flow information, have been prepared on an accruals basis and are based on historical costs, modified, where applicable, by the measurement at fair value of selected non-current assets, financial assets and financial liabilities.

The financial statements are presented in Australian dollars, which is the company's functional currency, and have been rounded to the nearest dollar.

Material accounting policies adopted in the preparation of these financial statements are presented below and have been consistently applied unless otherwise stated.

The financial statements were authorised for issue on 01 March 2024 by the directors of the company.

Accounting Policies

Cash and Cash Equivalents

Cash and cash equivalents comprises cash on hand, demand deposits and short-term investments which are readily convertible to known amounts of cash and which are subject to an insignificant risk of change in value.

Trade and Other Receivables

Trade receivables are recognised initially at the transaction price (i.e. cost) and are subsequently measured at cost less provision for doubtful debts. Receivables expected to be collected within 12 months of the end of the reporting period are classified as current assets. All other receivables are classified as non-current assets.

At the end of each reporting period, the carrying amount of trade and other receivables is reviewed and an allowance for doubtful debts is recognised when there is objective evidence that individual receivables are not recoverable.

Notes To The Financial Statements

Inventories

Inventories are measured at the lower of cost and net realisable value. Costs are assigned on a weighted-average basis.

Net realisable value is the estimated selling price in the ordinary course of business, less the estimated costs of completion and the costs necessary to make the sale. Net realisable value is estimated using the most reliable evidence available at the reporting date and inventory is written down through an obsolescence provision if necessary.

Property, Plant and Equipment

Each class of property, plant and equipment is carried at cost less any accumulated depreciation and impairment losses.

Property

Buildings and Leasehold improvements are measured on the cost basis less depreciation.

Plant and equipment

Plant and equipment are measured on the cost basis less depreciation and impairment losses.

The carrying amount of plant and equipment is reviewed annually by directors to ensure it is not in excess of the recoverable amount from these assets. The recoverable amount is assessed on the basis of the expected net cash flows that will be received from the assets' employment and subsequent disposal. The expected net cash flows have been discounted to their present values in determining recoverable amounts.

Depreciation

The depreciable amount of all fixed assets including building and capitalised lease assets is depreciated on a straight line basis over their useful lives to the company commencing from the time the asset is held ready for use. Leasehold improvements are depreciated over the shorter of either the unexpired period of the lease or the estimated useful lives of the improvements.

The depreciation rates used for each class of depreciable assets are:

Class of Fixed Asset	Depreciation Rate
Buildings & Leasehold Improvements	2.5 - 25.0%
Plant & Equipment	5.0 - 20.0%

Notes To The Financial Statements

The estimated useful life for each class of depreciable assets are:

Class of Fixed Asset	Useful Life
Buildings & Leasehold Improvements	4 - 40 Years
Plant & Equipment	5 - 20 Years

The assets' residual values and useful lives are reviewed, and adjusted if appropriate, at each balance sheet date.

An asset's carrying amount is written down immediately to its recoverable amount if the asset's carrying amount is greater than its estimated recoverable amount.

Gains and losses on disposals are determined by comparing proceeds with the carrying amount. These gains or losses are included in the statement of profit or loss and other comprehensive income.

Investment Property

Investment property is held to generate long-term rental yields and capital growth. Investment property is carried at fair value, determined annually by independent valuers. Changes to fair value are recorded in the statement of comprehensive income as other income or expenses.

Impairment of Non-Financial Assets

Non-financial assets are reviewed for impairment whenever events or changes in circumstances indicate that the carrying amount may not be recoverable.

Where assets do not operate independently of other assets, the recoverable amount of the relevant cash-generating unit (CGU) is estimated.

The recoverable amount is the higher of the fair value less costs of disposal and the value in use. Value in use is the present value of the future cash flows expected to be derived from an asset or cash-generating unit.

Where the recoverable amount is less than the carrying amount, an impairment loss is recognised in the statement of profit or loss and other comprehensive income.

Reversal indicators are considered in subsequent periods for all assets which have suffered an impairment loss.

Notes To The Financial Statements

Leases

The company as a lessee

The company assesses whether a contract is or contains a lease, at inception of a contract. A contract is, or contains, a lease if the contract conveys the right to control the use of an identified asset for a period of time in exchange for consideration. In such instances, the company recognises a right-of-use asset and a corresponding lease liability with respect to all lease agreements, except for short term leases, cancellable leases that if cancelled by the lessee the losses associated with the cancellation are borne by the lessor and low value leased assets. For these leases, the company recognises the lease payments as an operating expense on a straight-line basis over the term of the lease unless another systematic basis is more representative of the time pattern in which economic benefits from the leased assets are consumed.

Measurement and presentation of lease liability

The lease liability is initially measured at the present value of the lease payments that are not paid at the commencement date, discounted by using the rate implicit in the lease. If this rate cannot be readily determined, the company uses its incremental borrowing rate.

The following items are also included in the measurement of the lease liability:

- Fixed lease payments offset by any lease incentives;

- Variable lease payments, for lease liabilities which are tied to a floating index;

- The amounts expected to be payable to the lessor under residual value guarantees;

- The exercise price of purchase options (if it is reasonably certain that the option will be exercised); and

- Payments of penalties for terminating leases, if the lease term reflects the lease terminating early.

The lease liability is separately disclosed on the statement of financial position. The liabilities which will be repaid within twelve months are recognised as current and the liabilities which will be repaid in excess of twelve months are recognised as non-current.

The lease liability is subsequently measured by reducing the balance to reflect the principal lease repayments made and increasing the carrying amount by the interest on the lease liability.

The company is required to remeasure the lease liability and make an adjustment to the right of use asset in the following instances:

- The term of the lease has been modified or there has been a change in the company assessment of the purchase option being exercised, in which case the lease liability is remeasured by discounting the revised lease payments using a revised discount rate;

Notes To The Financial Statements

A lease contract is modified and the lease modification is not accounted for as a separate lease, in which case the lease liability is remeasured by discounting the revised lease payments using a revised discount rate; and

The lease payments are adjusted due to changes in the index or a change in expected payment under a guaranteed residual value, in which cases the lease liability is remeasured by discounting the revised lease payments using the initial discount rate. However, if a change in lease payments is due to a change in a floating interest rate, a revised discount rate is used.

Measurement and presentation of right-of-use asset

The right-of-use assets recognised by the company comprise the initial measurement of the related lease liability, any lease payments made at or before the commencement of the contract, less any lease incentives received and any direct costs. Costs incurred by the company to dismantle the asset, restore the site or restore the asset are included in the cost of the right-of-use asset.

It is subsequently measured under the cost model with any accumulated depreciation and impairment losses applied against the right-of-use asset. If the cost of the right-of-use asset reflects that the company will exercise a purchase option, the right-of-use asset is depreciated from the commencement date to the end of the useful life of the underlying asset. Otherwise, the company depreciates the asset over the shorter period of either the useful life of the asset or the lease term. The depreciation starts at the commencement date of the lease and the carrying value of the asset is adjusted to reflect the accumulated depreciation balance.

Any remeasurement of the lease liability is also applied against the right-of-use asset value.

The right-of-use assets are presented within Property, Plant and Equipment in the statement of financial position.

Intangibles

Poker machine entitlements

Poker machine entitlements are carried at cost less accumulated impairment losses. Poker machine entitlements are not amortised as they are deemed to have an indefinite useful life. Poker machine entitlements are tested for impairment annually.

Financial Assets

Financial assets are initially recognised on the cost basis, including acquisition charges associated with the financial asset. The carrying amounts of financial assets are reviewed annually by the directors. The recoverable amounts are assessed from the quoted market value for shares in listed companies or the underlying net assets for other non listed corporations. The expected net cash flows from investments have not been discounted to their present value in determining the recoverable amounts, unless otherwise stated.

Notes To The Financial Statements

Trade and Other Payables

Trade and other payables represent the liabilities at the end of the reporting period for goods and services received by the company that remain unpaid.

Trade payables are recognised at their transaction price. The carrying values are considered to be a reasonable approximation of the fair values. Trade payables are obligations on the basis of normal credit terms.

Employee Benefits

Provision is made for the company's liability for employee benefits arising from services rendered by employees to balance date. Employee benefits that are expected to be settled within one year have been measured at the amounts expected to be paid when the liability is settled. Employee benefits payable later than one year have been measured at the present value of the estimated future cash outflows to be made for those benefits.

Contributions are made by the company to an employee superannuation fund and are charged as expenses when incurred.

Provisions

Provisions are recognised when the company has a legal or constructive obligation, as a result of past events, for which it is probable that an outflow of economic benefits will result and that outflow can be reliably measured. Provisions are measured at the present value of management's best estimate of the outflow required to settle the obligation at the end of the reporting year.

Amalgamation

Club amalgamations are accounted for in accordance with AASB 3 Business Combinations using the acquisition method, with transaction costs directly attributable to the amalgamation forming part of the acquisition costs. This method involves recognising the fair values of the identifiable assets acquired and liabilities assumed. The difference between the above items represents gain on amalgamation in other comprehensive income.

Notes To The Financial Statements

Revenue and Other Income

Revenue is recognised when the amount of the revenue can be measured reliably, it is probable that economic benefits associated with the transaction will flow to the company and specific criteria relating to the type of revenue as noted below, has been satisfied.

All revenue is stated net of the amount of goods and services tax (GST).

Revenue is measured at the fair value of the consideration received or receivable and is presented net of returns, discounts and rebates.

Sale of goods

Revenue from the sale of goods comprises revenue earned from the provision of food, beverage and other goods to members and other patrons and is recognised at the point the goods are provided as this corresponds to the transfer of significant risks and rewards of ownership of the goods.

Interest revenue

Interest revenue is recognised using the effective interest rate method.

Membership subscriptions

Membership subscriptions paid in advance are initially recognised as a liability. Revenue is recognised on a straight line basis over the membership period, based on the membership category for which subscriptions have been received.

Sale of property, plant and equipment

The gain or loss on disposal of property, plant and equipment is calculated as the difference between the carrying amount of the asset at the time of disposal and the net proceeds on disposal (including incidental costs) and is recognised as other income or other expenses at the date control of the asset passes to the buyer.

Other income

Other income is recognised on an accruals basis when the company is entitled to it.

Borrowing Costs

All borrowing costs are recognised as an expense in the period in which they are incurred.

Notes To The Financial Statements

Income Tax

The income tax expense for the year is the tax payable on the current year's taxable income. The tax rates and tax laws used to compute the amount are those that are enacted or substantively enacted by the reporting date.

Deferred income tax is provided on all temporary differences at the reporting date between the tax bases of assets and liabilities and their carrying amounts for financial reporting purposes.

Deferred tax assets and liabilities are recognised at the tax rates expected to apply when the assets are recovered or the liabilities are settled. Current and deferred tax is recognised as an expense in the income statement except when it relates to items credited or debited directly to equity, in which case the deferred tax is also recognised directly in equity.

Deferred tax assets are recognised to the extent that it is probable that sufficient taxable profits will be available, against which deductible temporary differences can be utilised.

The amount of benefits brought to account or which may be realised in the future is based on the assumption that no adverse change will occur in income taxation legislation, and the anticipation that the company will derive sufficient future assessable income to enable the benefit to be realised and comply with the conditions of deductibility imposed by the law.

Goods and Services Tax (GST)

Revenues, expenses and assets are recognised net of the amount of GST, except where the amount of GST incurred is not recoverable from the Australian Tax Office. In these circumstances, the GST is recognised as part of the cost of acquisition of the asset or as part of an item of the expense. Trade debtors and trade creditors in the Statement of Financial Position are shown inclusive of GST.

Comparatives

Comparative figures have been adjusted to conform to changes in presentation for the current financial year.

Notes To The Financial Statements

Critical Accounting Estimates and Judgments

The preparation of the financial statements requires management to make estimates and judgements regarding assumptions about current and future events affecting transactions and balances.

These estimates and judgements are based on the best information available at the time of preparing the financial statements, however as additional information is known then the actual results may differ from the estimates.

The significant estimates and judgements made have been described below.

Key estimates - Estimation of useful lives of assets

The estimated useful lives and related depreciation charges for property, plant and equipment are determined by management. The useful lives could change significantly to those estimated.

Key judgments - Deferred tax assets

Deferred tax assets are recognised for unused tax losses to the extent that it is probable that taxable profit will be available against which the losses can be utilised. Significant management judgement is required to determine the amount of deferred tax assets that can be recognised, based upon the likely timing and the level of future taxable profits, together with future tax planning strategies.

Key judgments - Long service leave provision

The liability for long service leave is recognised and measured at the present value of the estimated future cash flows to be made in respect of all employees at reporting date. In determining the present value of the liability, attrition rates, salary growth rates and an appropriate discount factor have been considered.

Key judgments - Intangible assets

Poker machine entitlements are tested for impairment annually. Management judgement is required in determining the factors relevant for calculating the recoverable amount of poker machine entitlements to assess whether any impairment exists.

Notes To The Financial Statements

	2023 \$	2022 \$
2 Revenue		
Operating activities		
Sale of goods	6,138,968	5,116,231
Rendering of services	28,935,524	26,639,338
Membership subscriptions	158,603	186,428
Rent received	330,453	121,710
Commissions and rebates received	970,021	574,967
Other revenue	231,754	250,063
	<u>36,765,323</u>	<u>32,888,737</u>
Non-operating activities		
Profit on sale of assets	68,593	-
Interest received	470,451	60,731
	<u>539,044</u>	<u>60,731</u>
Total revenue	<u>37,304,367</u>	<u>32,949,468</u>
3 Profit		
Expenses		
Cost of sales	2,868,192	2,116,522
	<u>2,868,192</u>	<u>2,116,522</u>
Finance costs		
Bank interest	73,417	82,512
Leasing charges	38,703	43,955
	<u>112,120</u>	<u>126,467</u>
Depreciation		
Depreciation - buildings	1,431,530	1,298,938
Depreciation - plant & equipment	2,391,723	1,832,337
Depreciation - right-of-use	102,500	98,253
	<u>3,925,753</u>	<u>3,229,528</u>
Disposals		
Profit on sale of assets	(68,593)	-
Loss on sale of assets	-	414,664
	<u>(68,593)</u>	<u>414,664</u>

Notes To The Financial Statements

	2023 \$	2022 \$
4 Income Tax Expense		
Statement of profit or loss and other comprehensive income		
Current income tax		
Current income tax charge	-	-
Deferred tax		
Origination and reversal of temporary differences	-	-
Income tax expense	-	-
Income tax expense reported in the statement of profit or loss and other comprehensive income	<u>-</u>	<u>-</u>
Reconciliation between income tax expense and prima facie tax on accounting profit		
Accounting profit / (loss) before income tax	2,709,520	4,059,502
Tax at Australia's statutory income tax rate of 25%	677,380	1,014,876
Adjust for tax effect of:		
Income attributable to members	(51,063)	(56,909)
Expenses attributable to members	226,987	299,673
Mutuality principle	(991,435)	(1,322,968)
Other items (net)	5,392	(53,376)
Tax losses not utilised (utilised)	132,739	118,704
Income tax expense / (benefit)	<u>-</u>	<u>-</u>
Deferred tax assets		
Carrying amount of depreciable assets	223,174	177,197
Provisions and accruals	36,381	51,247
Employee entitlements	57,416	48,399
Cumulative unused tax losses	266,352	133,614
Gross deferred tax assets	583,323	410,457
Deferred tax assets not recognised	(583,323)	(410,457)
Net deferred tax assets	<u>-</u>	<u>-</u>
Deferred tax liabilities		
Deferred tax liabilities	<u>-</u>	<u>-</u>

Deferred tax assets arising from deductible temporary differences and unused tax losses have not been recognised to the extent that it is not probable that taxable profit will be available against which the deductible temporary differences and unused tax losses can be utilised.

Notes To The Financial Statements

	2023 \$	2022 \$
5 Cash and Cash Equivalents		
Current		
Cash at bank and on hand	<u>14,985,405</u>	<u>13,992,133</u>
6 Trade and Other Receivables		
Current		
Trade debtors	19,355	1,488
Other debtors	<u>163,756</u>	<u>89,094</u>
	<u>183,111</u>	<u>90,582</u>
7 Inventories		
Current		
At cost:		
Stock on hand	<u>227,553</u>	<u>247,530</u>
8 Other Assets		
Current		
Prepayments	<u>251,028</u>	<u>268,145</u>
9 Other Financial Assets		
Non-Current		
Shares in Unlisted Companies	<u>150,000</u>	<u>150,000</u>

Notes To The Financial Statements

	2023 \$	2022 \$
10 Property, Plant and Equipment		
LAND AND BUILDINGS		
Land:		
Freehold Land	23,565,000	23,565,000
	<u>23,565,000</u>	<u>23,565,000</u>
Buildings:		
Buildings and leasehold improvements	36,022,289	34,728,622
Less: Accumulated depreciation	(17,936,240)	(16,504,710)
	<u>18,086,049</u>	<u>18,223,912</u>
Total land and buildings	<u><u>41,651,049</u></u>	<u><u>41,788,912</u></u>
PLANT AND EQUIPMENT		
Plant and equipment:		
Plant and equipment	23,218,137	21,613,521
Less: Accumulated depreciation	(14,515,021)	(12,595,371)
	<u>8,703,116</u>	<u>9,018,150</u>
Total plant and equipment	<u>8,703,116</u>	<u>9,018,150</u>
Total property, plant and equipment	<u><u>50,354,165</u></u>	<u><u>50,807,062</u></u>

Movements in carrying amounts

Movement in the carrying amounts for each class of property, plant and equipment between the beginning and the end of the current financial year.

	Land, buildings and leasehold improvements \$	Poker machines \$	Plant & Equipment \$	Total \$
Balance at 1 January 2022	18,792,201	3,145,013	1,922,851	23,860,065
Additions	24,295,649	4,354,430	2,044,428	30,694,507
Disposals	-	(254,551)	(361,684)	(616,235)
Depreciation expense	(1,298,938)	(1,359,677)	(472,660)	(3,131,275)
Balance at 31 December 2022	<u>41,788,912</u>	<u>5,885,215</u>	<u>3,132,935</u>	<u>50,807,062</u>
Additions	1,293,667	1,295,013	893,098	3,481,778
Disposals	-	(111,422)	-	(111,422)
Depreciation expense	(1,431,530)	(1,767,528)	(624,195)	(3,823,253)
Carrying amount at 31 December 2023	<u><u>41,651,049</u></u>	<u><u>5,301,278</u></u>	<u><u>3,401,838</u></u>	<u><u>50,354,165</u></u>

Notes To The Financial Statements

	2023 \$	2022 \$
11 Investment Property		
16 Market Street, Fingal Bay	195,817	195,817
102 Alfred Street, Sans Souci	3,445,162	3,445,162
104 Alfred Street, Sans Souci	2,288,140	2,288,140
	<u>5,929,119</u>	<u>5,929,119</u>
Accum. Impairment Losses: Investment Properties	(283,302)	(283,302)
	<u>5,645,817</u>	<u>5,645,817</u>
12 Intangible Assets		
Poker machine entitlements	4,357,186	3,525,186
	<u>4,357,186</u>	<u>3,525,186</u>
13 Trade and Other Payables		
Current		
Trade creditors	441,184	393,697
Other payables	1,781,662	2,005,019
	<u>2,222,846</u>	<u>2,398,716</u>
Financial liabilities at amortised cost classified as trade and other payables		
Trade and other payables:		
- Total current	2,222,846	2,398,716
- Total non-current	-	-
	<u>2,222,846</u>	<u>2,398,716</u>
Less: Other payables	(1,781,662)	(2,005,019)
Financial liabilities as trade and other payables	<u>441,184</u>	<u>393,697</u>
14 Borrowings		
Current		
Loans - Bank	200,004	200,004
	<u>200,004</u>	<u>200,004</u>
Non-Current		
Loans - Bank	733,322	2,133,326
	<u>733,322</u>	<u>2,133,326</u>

Notes To The Financial Statements

	2023 \$	2022 \$
15 Leases		
Right-of-use assets		
Ramsgate RSL Club Premises		
Balance at beginning of year	491,263	
Remeasurement of lease	21,237	
Depreciation charge	(102,500)	
	<u>410,000</u>	
Total at end of year	<u>410,000</u>	
Lease liabilities		
Ramsgate RSL Club Premises		
Balance at beginning of year	801,566	
Remeasurement of lease	21,237	
Interest expense	38,703	
Payments	(171,164)	
	<u>690,342</u>	
Total at end of year	<u>690,342</u>	
Current	144,806	
Non-current	545,536	
Statement of profit or loss and other comprehensive income		
The amounts recognised in the statement of profit or loss and other comprehensive income relating to leases where the company is a lessee are shown below:		
Depreciation expense of right-of-use assets	102,500	
Interest expense on lease liabilities	38,703	
	<u>141,203</u>	
Statement of cash flows		
Total cash outflow for leases	171,164	
Non-cash additions to right-of-use assets and lease liabilities	21,237	

Notes To The Financial Statements

	2023 \$	2022 \$
16 Employee Benefits		
Current		
Provision for annual leave	772,012	719,959
Provision for long service leave	396,174	373,864
	<u>1,168,186</u>	<u>1,093,823</u>
Non-Current		
Provision for long service leave	<u>113,261</u>	<u>23,926</u>
17 Provisions		
Current		
Provision for linked jackpots	229,076	173,148
	<u>229,076</u>	<u>173,148</u>
18 Tax		
Liabilities		
Current		
Provision for income tax	<u>(6,774)</u>	<u>(14,413)</u>
19 Other Liabilities		
Current		
Income in advance	202,473	174,063
Membership in advance	87,864	64,348
	<u>290,337</u>	<u>238,411</u>
Non-Current		
Membership in advance	<u>109,908</u>	<u>64,974</u>

Notes To The Financial Statements

	2023 \$	2022 \$
20 Reserves		
Amalgamation Reserve		
Opening Balance for the year	37,291,949	13,397,609
Gain on amalgamation	-	23,894,340
	<u>37,291,949</u>	<u>37,291,949</u>
21 Retained Earnings		
Retained earnings at the beginning of the financial year	30,812,288	26,752,786
Net profit attributable to members of the company	2,709,520	4,059,502
Retained earnings at the end of the financial year	<u>33,521,808</u>	<u>30,812,288</u>
22 Capital and Leasing Commitments		
Operating Lease Commitments		
Payable:		
Not later than one year	179,722	167,523
Later than one year but not later than two years	179,722	167,523
Later than two years but not later than five years	415,180	502,568
Later than five years	-	88,055
Minimum lease payments	<u>774,624</u>	<u>925,669</u>
Less future finance charges	<u>(84,282)</u>	<u>(124,103)</u>
Total operating lease liability	<u>690,342</u>	<u>801,566</u>
Deferred Purchase Commitments		
Payable:		
Not later than one year	81,380	100,356
Later than one year but not later than two years	-	77,761
Total deferred purchase liability	<u>81,380</u>	<u>178,117</u>
Deferred purchase commitments relate to poker machine purchases on deferred repayment terms. These are provided within the Other Payables account balance.		

Notes To The Financial Statements

	2023 \$	2022 \$
Capital Expenditure Commitments		
The company is committed to capital works at Club Heathcote relating to the renovation of club facilities. The works are expected to be completed in 2024.	5,416,727	-
There are no other capital expenditure commitments that have been contracted at balance date but not provided in the financial statements.		
23 Contingent Liabilities		
Bank guarantees		
Totalizator Agency Board	20,000	20,000
24 Key Management Personnel		
Key management personnel, being those persons having authority and responsibility for planning, directing and controlling the activities of the entity, include the directors and senior management.		
The totals of remuneration paid to key management personnel of the company during the year are as follows:		
Key management personnel compensation	1,895,017	1,607,291
25 Related Party Transactions		
Transactions between related parties are on normal commercial terms and conditions. These terms and conditions are no more favourable than those available to other parties unless otherwise stated.		
Transactions with related parties:		
Sallianne Faulkner (Director) has declared that she is a partner in N F Faulkner & Sons which was engaged by the club to provide plumbing services in the prior year. This engagement was performed under normal market conditions at normal market rates.	-	5,986

Notes To The Financial Statements

	2023 \$	2022 \$
26 Auditor's Remuneration		
During the financial year the following fees were paid or payable for services provided by the auditors of the company, Maher Group Assurance Pty Ltd:		
Audit services		
Audit of the financial statements	<u>58,500</u>	<u>54,000</u>
Other services		
Other services	<u>50,668</u>	<u>35,141</u>

27 Events After the Reporting Period

No matter or circumstance has arisen since 31 December 2023 that has significantly affected, or may significantly affect the company's operations, the results of those operations, or the company's state of affairs in future financial years.

Notes To The Financial Statements

	2023 \$	2022 \$
28 Amalgamation		
<p>On 29 April 2022, the company acquired all assets and liabilities of Heathcote Services & Citizens Club Limited (Club Heathcote) for nil consideration. On 1 September 2022, the company acquired all assets and liabilities of Engadine RSL & Citizen's Club Limited (Club Engadine) for nil consideration.</p> <p>The fair value of the assets and liabilities acquired as at the date of acquisition were:</p>		
	Club Heathcote	Club Engadine
Assets	\$	\$
Cash and cash equivalents	80,340	1,723,196
Trade and other receivables	4,394	32,574
Inventory	21,219	30,470
Other assets	-	45,320
Land	3,250,000	12,715,000
Buildings	2,433,967	3,558,419
Plant and equipment	860,915	2,306,825
Intangible assets	200,000	740,000
Total assets	6,850,835	21,151,804
Liabilities		
Trade and other payables	95,048	414,749
Borrowings	1,563,726	1,706,836
Employee Benefits	7,674	199,839
Provisions	11,420	38,577
Income in advance	3,280	67,150
Total liabilities	1,681,148	2,427,151
Total identifiable net assets at fair value	5,169,687	18,724,653

Notes To The Financial Statements

	2023 \$	2022 \$
29 Cash Flow Information		
a) Reconciliation of Cash		
Cash and cash equivalents consist of cash on hand and balances with banks, and investments in money market instruments. Cash and cash equivalents included in the cash flow statement comprise the following balance sheet amounts:		
Cash at bank and on hand	<u>14,985,405</u>	<u>13,992,133</u>
b) Reconciliation of net cash provided by operating activities to profit after income tax		
Operating profit (loss) after income tax	2,709,520	4,059,502
Adjustments:		
(Gain) / Loss on sale of non-current assets	(68,593)	414,664
Impairment loss	-	283,302
Depreciation	3,925,753	3,229,528
Financing flows in operating profits	38,703	43,955
(Increase) Decrease in inventories	19,977	(112,873)
(Increase) Decrease in receivables	(12,613)	42,969
(Increase) Decrease in accrued income	(79,916)	(12,578)
(Increase) Decrease in prepayments	17,117	(28,222)
Increase (Decrease) in trade and other creditors	(175,870)	(100,013)
Increase (Decrease) in employee provisions	163,698	209,903
Increase (Decrease) in other provisions	55,928	92,260
Increase (Decrease) in tax liabilities	7,639	(14,413)
Increase (Decrease) in income in advance	96,860	164,130
Movement in balances relating to amalgamation	-	(703,760)
	<u>6,698,203</u>	<u>7,568,354</u>

Notes To The Financial Statements

	2023	2022
	\$	\$
30 Company Details		
The registered office of the company is:		
Cnr Chuter Avenue, Ramsgate Road, Sans Souci NSW 2219		
The principal place of business is:		
Cnr Chuter Avenue, Ramsgate Road, Sans Souci NSW 2219		
The principal activities of the company are that of a Registered Club.		
31 Disclosure Requirements under Section 41E of the Registered Clubs Act		
<u>Core and Non-core Property</u>		
Section 41E of the Act defines core property as meaning any real property owned or occupied by a registered club that comprises:		
(a) the defined premises of the club; or		
(b) any facility provided by the club for use of its members and their guests; or		
(c) any other property declared, by resolution passed by a majority of the members present at a general meeting of the ordinary members of the club, to be core property of the club.		
Non-core property is defined as meaning any real property owned or occupied by the club that is not core property.		
The company has the following core property:		
- Club premises at Cnr Chuter Avenue & Ramsgate Road, Sans Souci NSW 2219		
- Club premises at 98B Rocky Point Road, Fingal Bay NSW 2315		
- Club premises at 24 Oliver Street, Heathcote NSW 2233		
- Club premises at 1029 Old Princes Highway, Engadine NSW 2233		
The company has the following non-core property:		
- Lot 543 and Lot 544 in DP 46853 at 98B Rocky Point Road, Fingal Bay NSW 2315		
- Commercial premises at 16 Market Street, Fingal Bay NSW 2315		
- Lot 1 in DP 593318 at 1025 Old Princes Highway, Engadine NSW 2233		

Director's Declaration

The directors of the company declare that:

1. The financial statements and notes, as set out on pages 6 to 31, are in accordance with the Corporations Act 2001 including:
 - (a) giving a true and fair view of the company's financial position as at 31 December 2023 and of its performance as represented by the results of its operations and its cash flows for the year ended on that date; and
 - (b) complying with Australian Accounting Standards - Simplified Disclosures and the Corporations Regulations 2001; and
2. In the directors' opinion there are reasonable grounds to believe that the company will be able to pay its debts as and when they become due and payable.

This declaration is made in accordance with a resolution of the Board of Directors.

Director: 
Sallianne Robyn Faulkner

Dated this 1st day of March 2024

Independent Auditor's Report



(02) 8522 4500
info@mahergroup.com.au
Suite 6, 1 Box Road,
Caringbah NSW 2229
mahergroup.com.au

INDEPENDENT AUDITOR'S REPORT TO THE MEMBERS OF RAMSGATE RSL MEMORIAL CLUB LTD ABN: 15 000 967 340

Auditor's Opinion

We have audited the accompanying financial report of Ramsgate RSL Memorial Club Ltd (the company), which comprises the statement of financial position as at 31 December 2023, and the statement of profit or loss and other comprehensive income, statement of changes in equity and statement of cash flows for the year then ended, and notes to the financial statements comprising a summary of significant accounting policies and other explanatory information, and the directors' declaration.

In our opinion, the accompanying financial report of the company is in accordance with the Corporations Act 2001, including:

- (a) giving a true and fair view of the company's financial position as at 31 December 2023 and of its financial performance for the year then ended; and
- (b) complying with Australian Accounting Standards - Simplified Disclosures and the Corporations Regulations 2001.

Basis for Auditor's Opinion

We conducted our audit in accordance with Australian Auditing Standards. Those standards require that we comply with relevant ethical requirements relating to audit engagements and plan and perform the audit to obtain reasonable assurance about whether the financial report is free from material misstatement. Our responsibilities under those standards are further described in the Auditor's Responsibility section of our report.

We are independent of the company in accordance with the Corporations Act 2001 and the ethical requirements of the Accounting Professional and Ethical Standards Board's APES 110 Code of Ethics for Professional Accountants (the code) that are relevant to our audit of the financial report in Australia. We have also fulfilled our other ethical responsibilities in accordance with the code.

We believe that the audit evidence we have obtained is sufficient and appropriate to provide a basis for our opinion.

Other Information

The directors of the company are responsible for the other information. The other information comprises the information included in the directors' report, but does not include the financial report and our auditor's report thereon.

| Accounting & Tax

| Audit

| Financial Advice

| Finance Broking

| Business Advisory

Liability limited by a scheme approved under Professional Standards Legislation

Independent Auditor's Report



(02) 8522 4500
info@mahergroup.com.au
Suite 6, 1 Box Road,
Caringbah NSW 2229
mahergroup.com.au

INDEPENDENT AUDITOR'S REPORT TO THE MEMBERS OF RAMSGATE RSL MEMORIAL CLUB LTD ABN: 15 000 967 340

Our opinion on the financial report does not cover the other information and we do not express any form of assurance conclusion thereon.

In connection with our audit of the financial report, our responsibility is to read the other information and, in doing so, consider whether the other information is materially inconsistent with the financial report or our knowledge obtained in the audit or otherwise appears to be materially misstated. If, based on the work we have performed, we conclude that there is a material misstatement of this other information, we are required to report that fact. We have nothing to report in this regard.

Directors' Responsibility for the Financial Report

The directors of the company are responsible for the preparation of the financial report and have determined that the basis of preparation described in Note 1 to the financial report is appropriate to meet the requirements of the Corporations Act 2001 and Australian Accounting Standards - Simplified Disclosures and is appropriate to meet the needs of the members. The directors' responsibility also includes such internal control as the directors determine necessary to enable the preparation of a financial report that is free from material misstatement, whether due to fraud or error.

In preparing the financial report, the directors are responsible for assessing the company's ability to continue as a going concern, disclosing, as applicable, matters related to going concern and using the going concern basis of accounting unless the directors either intend to liquidate the company or to cease operations, or have no realistic alternative but to do so.

Auditor's Responsibility

Our responsibility is to express an opinion on the financial report based on our audit. Our objectives are to obtain reasonable assurance about whether the financial report as a whole is free from material misstatement, whether due to fraud or error, and to issue an auditor's report that includes our opinion. Reasonable assurance is a high level of assurance, but is not a guarantee that an audit conducted in accordance with Australian Auditing Standards will always detect a material misstatement when it exists. Misstatements can arise from fraud or error and are considered material if, individually or in the aggregate, they could reasonably be expected to influence the economic decisions of users taken on the basis of this financial report.

As part of an audit in accordance with Australian Auditing Standards, we exercise professional judgement and maintain professional scepticism throughout the audit.

| Accounting & Tax

| Audit

| Financial Advice

| Finance Broking

| Business Advisory

Liability limited by a scheme approved under Professional Standards Legislation

Independent Auditor's Report



(02) 8522 4500
info@mahergroup.com.au
Suite 6, 1 Box Road,
Caringbah NSW 2229
mahergroup.com.au

INDEPENDENT AUDITOR'S REPORT TO THE MEMBERS OF RAMSGATE RSL MEMORIAL CLUB LTD ABN: 15 000 967 340

We identify and assess the risks of material misstatement of the financial report, whether due to fraud or error, design and perform audit procedures responsive to those risks, and obtain audit evidence that is sufficient and appropriate to provide a basis for our opinion. The risk of not detecting a material misstatement resulting from fraud is higher than for one resulting from error, as fraud may involve collusion, forgery, intentional omissions, misrepresentations, or the override of internal control.

We obtain an understanding of internal control relevant to the audit in order to design audit procedures that are appropriate in the circumstances, but not for the purpose of expressing an opinion on the effectiveness of the company's internal control.

We evaluate the appropriateness of accounting policies used and the reasonableness of accounting estimates made by the directors.

We conclude on the appropriateness of the directors' use of the going concern basis of accounting and, based on the audit evidence obtained, whether a material uncertainty exists related to events or conditions that may cast significant doubt on the company's ability to continue as a going concern. If we conclude that a material uncertainty exists, we are required to draw attention in our auditor's report to the related disclosures in the financial report or, if such disclosures are inadequate, to modify our opinion. Our conclusions are based on the audit evidence obtained up to the date of our auditor's report. However, future events or conditions may cause the company to cease to continue as a going concern.

We evaluate the overall presentation, structure and content of the financial report, including the disclosures, and whether the financial report represents the underlying transactions and events in a manner that achieves fair presentation.

We communicate with the directors regarding, among other matters, the planned scope and timing of the audit and significant audit findings, including any significant deficiencies in internal control that we identify during our audit.

Maher Group Assurance Pty Limited

A handwritten signature in red ink, appearing to read 'J. Maher', written over a horizontal line.

Jason Maher

Taren Point

Dated this 1st day of March 2024

| Accounting & Tax

| Audit

| Financial Advice

| Finance Broking

| Business Advisory

Liability limited by a scheme approved under Professional Standards Legislation

Work, Health & Safety (WH&S) Report

Our Commitment

Ramsgate RSL and its Directors are committed to ensuring the health and safety of staff, contractors, members and guests who are impacted by our safe work initiatives and practices.

We place the highest priority on making sure work activities are carried out safely and reasonable measures are taken to remove or mitigate risks to the health and safety of anyone who enters any of our venues. We are committed to ensuring we comply with relevant legislation, applicable Codes of Practice and Australian Standards.

During 2023 our Work, Health and Safety team focussed on the following areas;

- **Training:** Employees have continued to undertake mandatory online WH&S training, conducted annually. Our training program remains up to date with the latest regulations and best practices in partnership with training providers.
- **Incident Reporting:** In 2023 we reviewed and updated our incident reporting processes and moved to a digital platform. All incidents will continue to be reviewed and documented to ensure we can identify and address any potential hazards/risks.
- **Risk Assessments:** Our Risk Register and Risk Assessments have been reviewed, and appropriate control measures have been implemented to minimise the risk of injury to our employees.
- **Our quarterly WH&S committee meetings in 2023 incorporated all 4 clubs.** This was the first time participants from all 4 venues participated simultaneously, as a Group.
- **WH&S internal checklists were moved to an online portal and the committee was expanded to feature a larger representation of frontline staff members.**
- **Safety Inspections:** Regular safety inspections have been carried out, and any identified hazards have been promptly addressed to maintain a safe working environment.

Overall, we remain committed to maintaining a safe working environment for all of our employees and ensuring that our WH&S program continues to meet the highest standards.

Did you know?

THIS CLUB MAGAZINE IS MADE FROM RECYCLABLE PRODUCTS!

RAMSGATE RSL'S ENVIRONMENTAL Initiatives



KEEP CUPS



REUSABLE CARRY BAGS



RECYCLABLE PAPER STRAWS



RECYCLING BINS



RE-USE OF COFFEE GRIND FOR GARDENING

Year in Review



RPS School Care Project



Club Grants 2023



Carols in the Park



Jeans for Genes Day



PCYC



Ramsgate RSL Rams



Charity Partners



*RRSL Christmas Giving Tree
Bayside Womens Shelter*



Ronald McDonald House



Settlement Youthcamp



Snacktember



RamsgateRSL
Care
PROGRAM



Feeding the Homeless



Free BP Testing Heart Week



Veterans Health Week



International Nurses Day



SSPC School Care Project



SSMRF Pottery & Prosecco



Family Fun Day



Indigenous Sporting Rounds



Sponsor St George School Eye Gaze



Defibrillator Installation



Soldier on 2023

Year in Review



Jeans for Genes Day



Charity Partners



Sponsors of Port Stephens Athletics Club



Tomaree Neighbourhood Centre



Shoal Bay Public School Defib Donation



Pina Koala



Port Stephens Koala Hospital



Sponsors of Fingal Bay Surf Life Saving Club



Community Defib



One Meal



Produ Sponsors



CLUB HEATHCOTE



Charity Partners



Golf Club



Rural Fire Service Day




International Nurses Day



November



Sponsors of Yarrawarrak Tigers Baseball Club



Proud Sponsors

RamsgateRSL

MEMORIAL CLUB



Cnr Ramsgate Rd & Chuter Ave
Sans Souci

02 9504 8000

www.ramsgatersl.com.au

